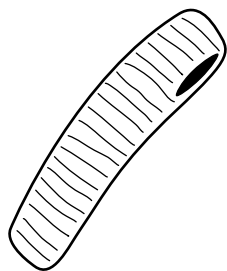
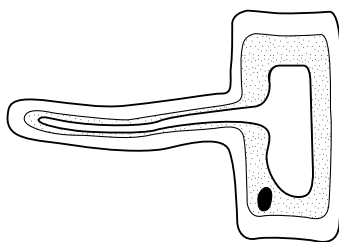


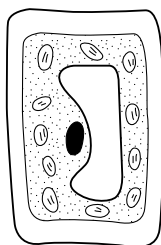
- ? 1 Here are some drawings of cells which are adapted to do special jobs. Write the name of each cell in your book. Use *some* of the words in the box.



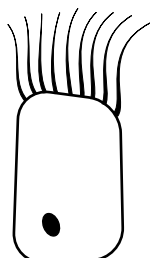
A



B



C



D

ciliated epithelial

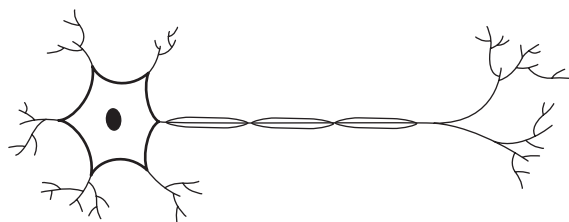
cytoplasm

muscle nerve

nucleus palisade

root hair xylem

- 2 Of the drawings above, which ones are plant and which ones are animal cells?
- 3 a What is meant by the word **adapted**?
- b Explain how the shape of the root hair cell is adapted to help it do its job.
- 4 Here is a picture of a nerve cell (neurone).



- a Make a drawing of two nerve cells attached to each other.
- b When nerve cells are joined in groups like this, what do they form?
- c On your drawing label the nucleus, cell membrane and cytoplasm.
- d What do nerves do?
- e How does their shape help them do this?

S literacy, knowledge