
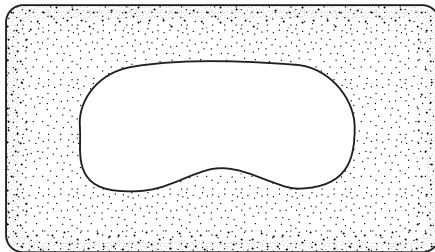


- 1 Cut out the outline of the plant cell and the different parts.  
Stick the parts into the correct places on the outline.  
Stick the outline into your book.
- 2 Label the cytoplasm, cell surface membrane, nucleus, cell wall, vacuole and a chloroplast.

## ① Plant cell



## ②



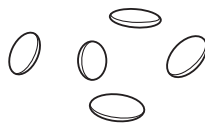
CUT ROUND THIS SHAPE FIRST  
AND STICK IT ONTO  
THE CELL OUTLINE

## ③




NEXT CUT OUT  
THIS SHAPE  
AND STICK IT ON  
TO THE CORRECT  
PART OF THE CELL

## ④



NOW CUT OUT  
THESE SHAPES  
AND STICK THEM  
ON THE CORRECT  
PART OF THE CELL

## ⑤



FINALLY CUT OUT THIS SHAPE  
AND STICK THE TAB ONLY  
ONTO THE SPACE MARKED  
'STICK TAB HERE'

