

How can you collect the gas given off in an experiment?

P

Apparatus

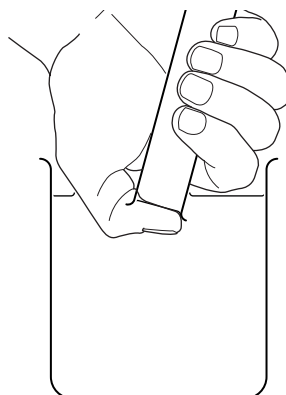
- Eye protection
- Test tube
- Bung and delivery tube
- Piece of magnesium (1 cm long)
- Dilute hydrochloric acid
- Splints
- Boiling tube
- Large beaker
- Test tube rack
- Measuring cylinder
- Bunsen burner
- Test tube holder



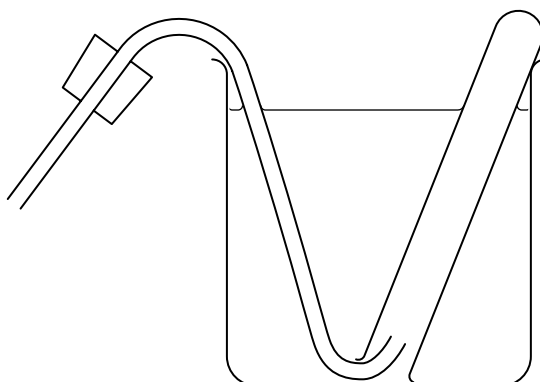
Wear eye protection.

Method

- 1 Fill the test tube and the beaker with water. Put your thumb over the end of the test tube, and put it into the beaker upside down.

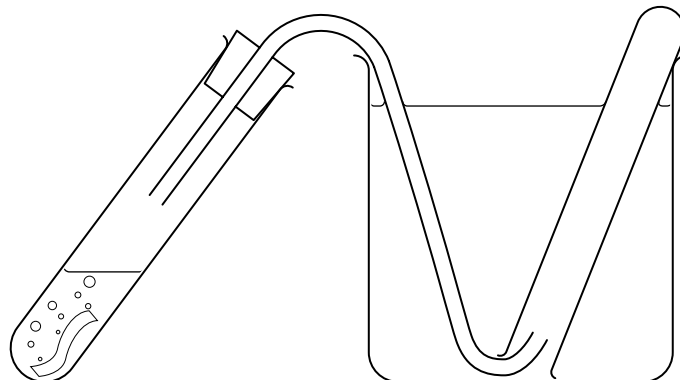


- 2 Put the end of the delivery tube into the upside down test tube, without letting any of the water out.

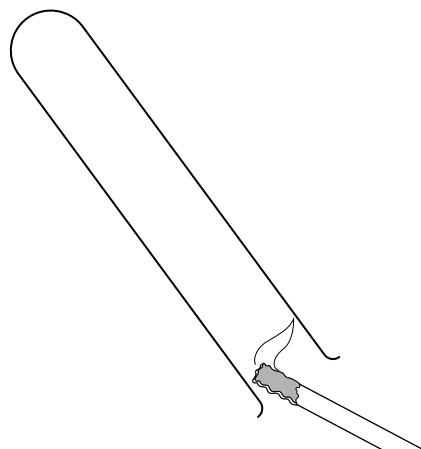


- 3 Measure 10 cm³ of hydrochloric acid and put it into a boiling tube. Stand the boiling tube in the test tube rack.

- P** 4 Drop the piece of magnesium into the acid, and put the bung into the top of the tube.



- 5 Watch what happens to the magnesium and the acid.
6 When the reaction has finished, light your Bunsen burner.
7 Carefully test the gas in the upside down tube using a lighted splint.



Considering your results/conclusions

- 1 What are the names of the two reactants in this experiment?
- 2 What did you see happening when you put the magnesium into the acid?
- 3 How could you tell that one of the products of this reaction is a gas?
- 4 What happened when you tested the gas in the boiling tube?
- 5 What does this tell you about the gas?

S observing, considering